KJD17B KJD17B-16 Electromagnetic Switch



Description

These switches have the following functions that derived from power-off and under voltage protection:

1.Double pole cut off

2.Brake function with one pole cut off

3.These two versions can be combined with overload protection switch to achieve under voltage and overload protection. The advantage of our patented technology is high current with small size.

Specifications

Standard	TUV(EN60947)	TUV(EN61058)				UL,CUL(UL508,E195428)		VDE,CE(DIN EN61058,VDE0630)
Type	KJD17B	KJD17B		KJD17B–16		KJD17B	KJD17B–16	KJD17B
Rated Voltage	250V~	120V~	250V~	120V~	250V~	120V~	220-240V~	250V~
Rated Current	AC-1:18A AC-3:15A	10(8)A 18(16)A	10(8)A 16(12)A	16(16)A	18(16)A	16A 1/2HP	16A 2HP	10(8)A
Coil Voltage	220-240V~ or 100-120V~							
Rated Frequency	50/60Hz							
Degree of Protection	IP54 (EN60947) IP55(EN61058)							
Number of operating Cycles	5E4							
Ambient Temperature	T85/55							

KJD17B KJD17B-16 Electromagnetic Switch

KJD17B KJD17B-16 Electromagnetic Switch

Order options 订货选项

Appearance and Panel	Function	Coil Voltage/Frequency	Marking on Button	Accessories
B  	**F1** Without Remote Trip 2NO 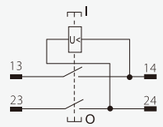 	**V1** 110V 50Hz **V2** 120V 50/60Hz **V3** 220V-240V 50/60Hz **V4** 230V 50Hz	**M1** **M2** **M3** **M4** ON OFF **M5** **M6** **M7** **M8** ON OFF	**A1** Waterproof Cover Type B Type C Type GF Type BC Type BD **A2** Rubber Seal **A3** Rubber Sleeve Type B **A4** With Emergency Stop of Mounting Boxes **A5** Emergency Stop Button 急停钮盖
C  	**F2** With Remote Trip 2NO 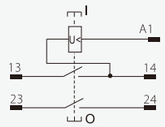 			
GF 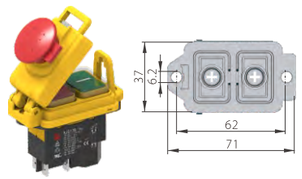 	**F3** With Remote Trip NO+NC 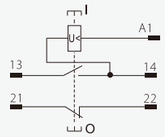 			
BC  	**F4** Without Remote Trip NO+NC 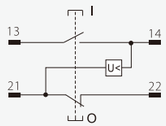 			
BD  	Note:Function F3,F4 only Suitable for Panel GF			

KJD17B KJD17B-16 Electromagnetic Switch

Reference Dimension

BD,BC,BD-16,BC-16

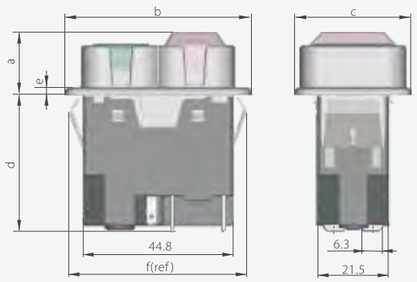

	BD	BC
a	19.8	19.2
b	55.6	56
c	34.5	37.4
d	40.2	40.2
e	2.4	2.4
f	51.3	51.3

Snap-in Mounting Size

BD,BC,BD-16,BC-16

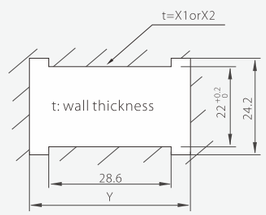

X1: value"t"with Rubber Gasket
X2: value"t"without Rubber Gasket

X1	X2	Y
1~1.5	1.5~2.5	$46^{+0.1}_{0}$
1.5~2.5	2.5~3.5	$46.4^{+0.1}_{0}$

D-2,D-2-16

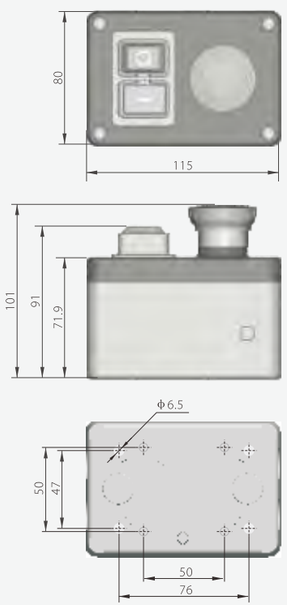

BD-3,BD-3-16

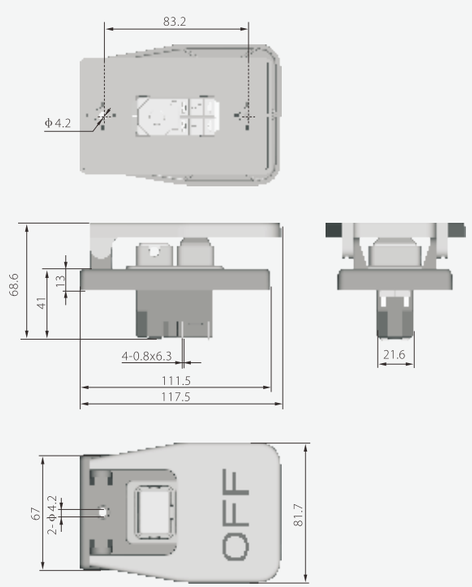

KJD17B KJD17B-16 Electromagnetic Switch

KJD17B KJD17B-16 Electromagnetic Switch

Reference Dimension

B,C,B-16,C-16

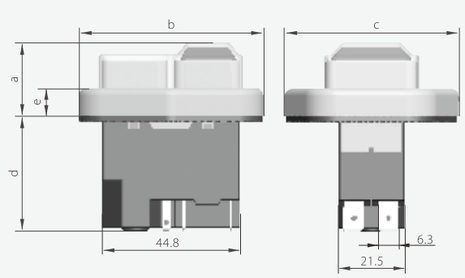

	B	C
a	22.3	22
b	57	53.7
c	74	35
d	37.7	38
e	5	5

GF,GF-16

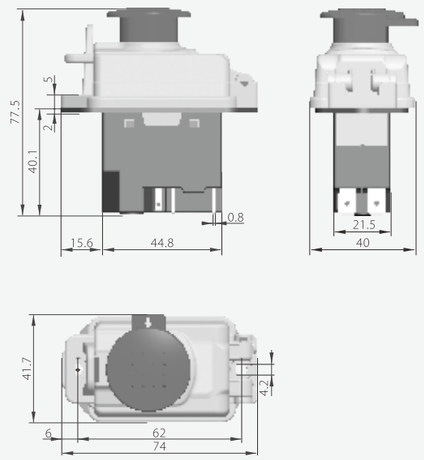

Mounting Size

C,GF,C-16,GF-16

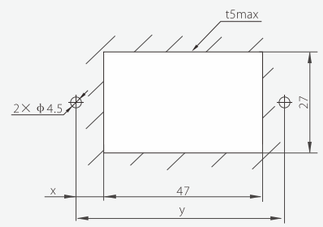

	C	GF
x	7.3	8.5
y	62	62
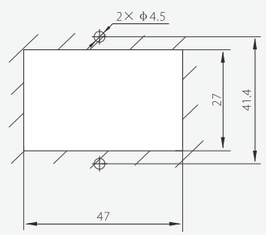
B,B-16